


Prototyping a Social Network

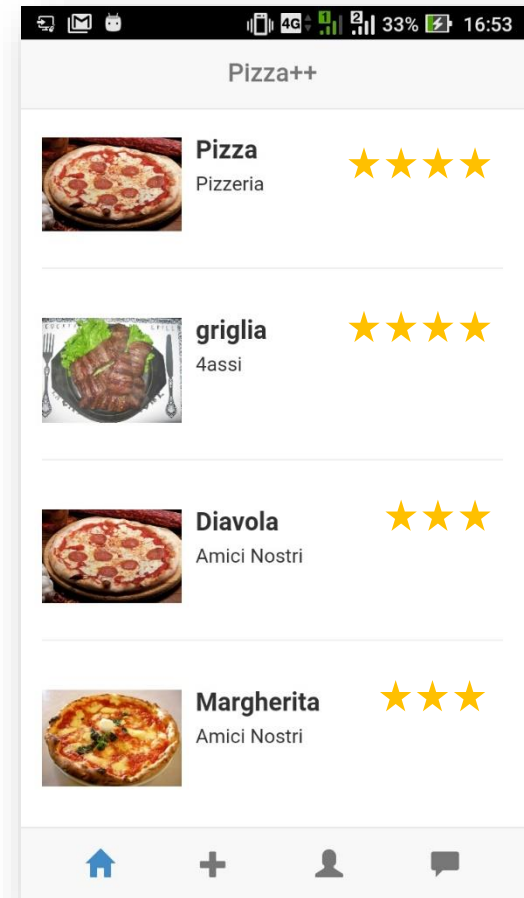
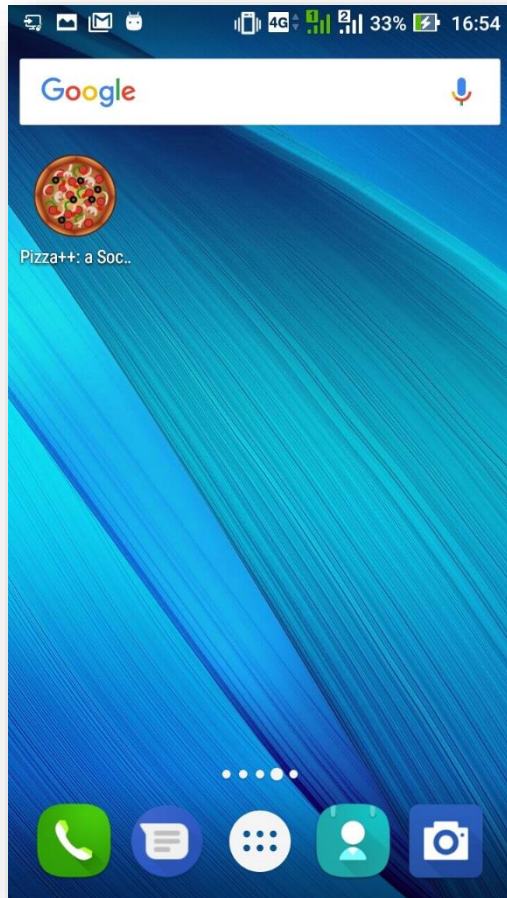
GETTING STARTED...



POLITECNICO
DI TORINO



Introducing an example: ... Pizza++



Pizza++



Pizza++



It seems an app but... it is fake!

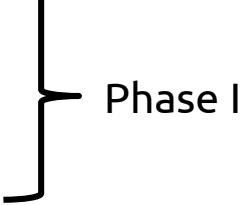
It is a Web application that seems a “mobile app”

- HTML + CSS +JS, only
- Backend as a Service for some “social” features

Pizza++ Feature Set

- Find top pizzas to eat near me
- Post pizzas
- Rate pizzas
- Review (comment) pizzas
- Discuss about pizzas with my friends

Pizza++ Feature Set

- Find top pizzas to eat near me
 - Post pizzas
 - Rate pizzas
 - Review (comment) pizzas
 - Discuss about pizzas with my friends
- 
- Phase I

Pizza++

- We will built it together!
- Ingredients for frontend
 - HTML5
 - CSS3, with the help of the Bootstrap framework (<http://getbootstrap.com>)
 - JS, with the AngularJS framework (<http://angularjs.org/>)
- Ingredients for backend
 - *None*
 - We will rely on Firebase (<https://firebase.google.com/>)



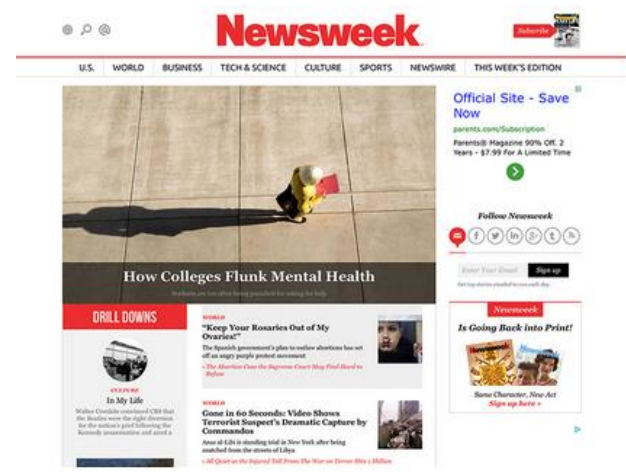
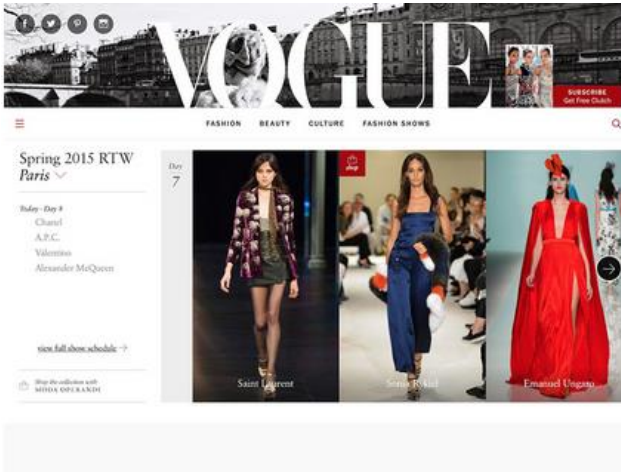
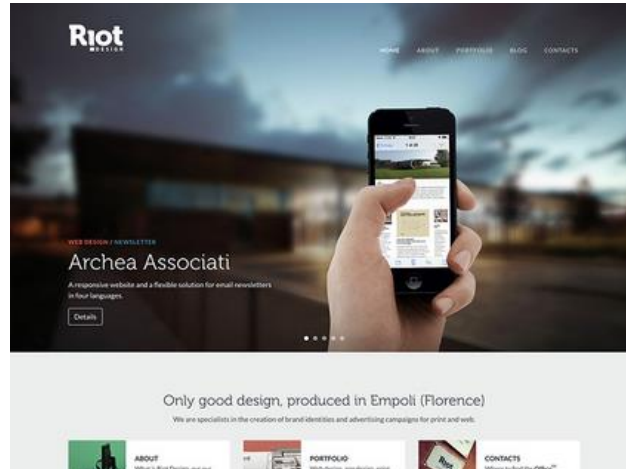
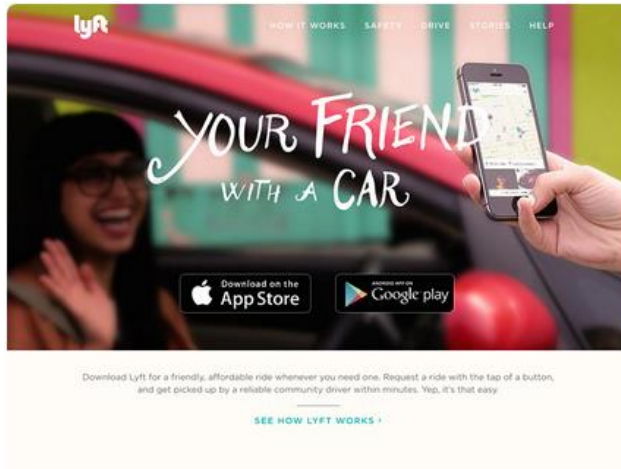
Style and Layout in the Web

THE BOOTSTRAP FRAMEWORK

Bootstrap

- Open Source CSS (and Javascript) framework
- Allows applying “modern” styles
 - Sensible and nice-looking defaults
 - Easy to apply custom themes
- Takes care of cross-browser issues
- Simplified layout model

Bootstrap examples



Bootstrap philosophy

- Based on CSS classes
- Each class applies one “effect”
- Various classes may be combined in the same element

```
<span class="label label-success">Success</span>
```



Bootstrap philosophy

- Wide range of “standard” classes
- Wide range of additional “components”
 - Ready-to use interactive elements or groups of elements
- Mobile-first
 - Responsive

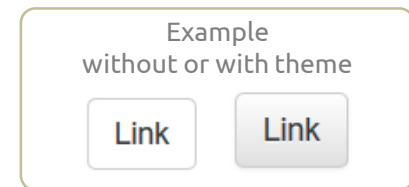
Using Bootstrap

```
<!-- Latest compiled and minified CSS -->
<link rel="stylesheet" href="https://maxcdn.bootstrapcdn.com/bootstrap/3.3.7/css/bootstrap.min.css"
integrity="sha384-BVYiiSIFeK1dGmJRAKycuHAHRg320mUcww7on3RYdg4Va+PmSTsz/K68vbdEjh4u" crossorigin="anonymous">

<!-- Optional theme -->
<link rel="stylesheet" href="https://maxcdn.bootstrapcdn.com/bootstrap/3.3.7/css/bootstrap-theme.min.css"
integrity="sha384-rHyON1iRsVXV4nD0JutlnGaslCJuC7uwjduW9SVrLvRYooPp2bWYgmgJQIXw1/Sp" crossorigin="anonymous">

<!-- Latest compiled and minified JavaScript -->
<script src="https://maxcdn.bootstrapcdn.com/bootstrap/3.3.7/js/bootstrap.min.js" integrity="sha384-
Tc5IQib027qvyjSMfHj0MaLkfuWVxZxUPnCJA712mCWNIpG9mGCD8wGNiCpD7Txa" crossorigin="anonymous"></script>
```

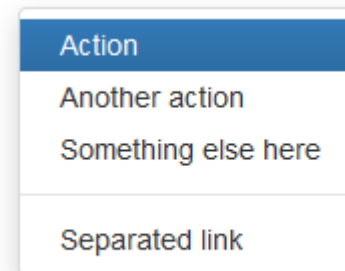
- 3 files
 - Bootstrap
 - Theme (optional for gradient/animation)
 - Javascript support
- Or download locally



Page structure

- Start with **Basic template**
 - <http://getbootstrap.com/getting-started/#template>
- Or, choose from published **Examples**
 - <http://getbootstrap.com/getting-started/#examples>
- Remember to include your page content in a `<div class="container">`

Buttons & Menus



Tables

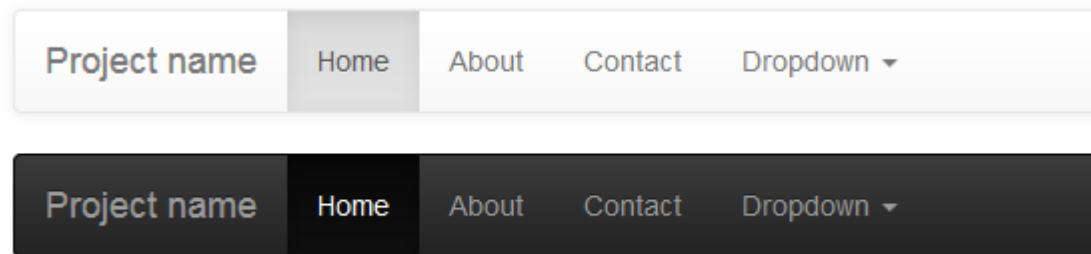
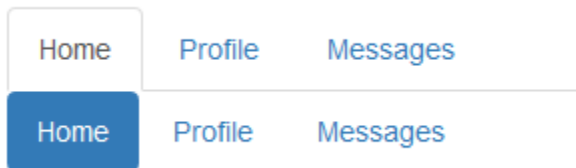
#	First Name	Last Name	Username
1	Mark	Otto	@mdo
2	Jacob	Thornton	@fat
3	Larry	the Bird	@twitter

#	First Name	Last Name	Username
1	Mark	Otto	@mdo
	Mark	Otto	@TwBootstrap
2	Jacob	Thornton	@fat
3	Larry the Bird		@twitter

#	First Name	Last Name	Username
1	Mark	Otto	@mdo
2	Jacob	Thornton	@fat
3	Larry	the Bird	@twitter

#	First Name	Last Name	Username
1	Mark	Otto	@mdo
2	Jacob	Thornton	@fat
3	Larry the Bird		@twitter

Navigation bars



Grids & Columns

.col-md-4

.col-md-4

.col-md-4

.col-md-3

.col-md-6

.col-md-3

.col-md-8

.col-md-4

More info, examples, help

- <http://getbootstrap.com/getting-started/>
- <http://getbootstrap.com/css/>
- <http://getbootstrap.com/components/>
- [http://www.w3schools.com/bootstrap/default.a
sp](http://www.w3schools.com/bootstrap/default.asp)

Getting started with Pizza++ and Bootstrap

EXERCISE

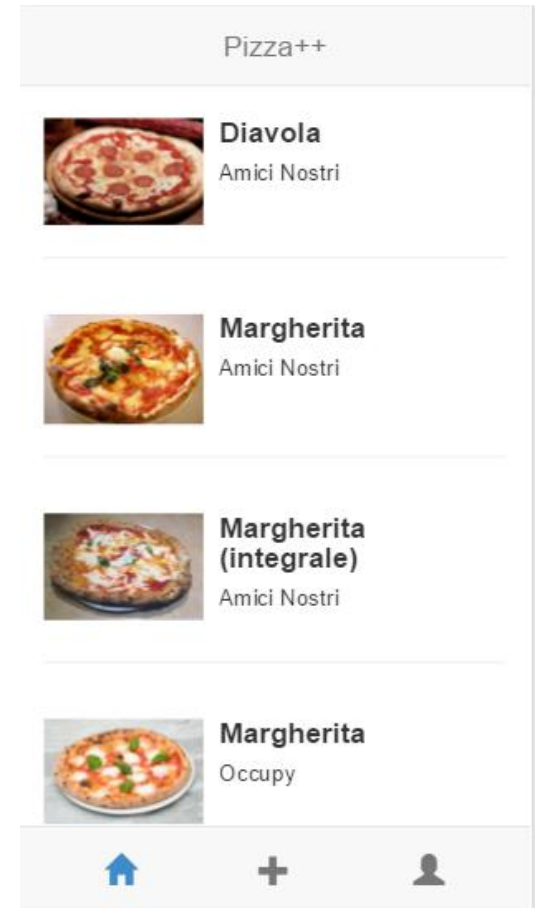
Exercise

- Starting from the project available on the course website
 - pizza-plain.zip
- Apply Bootstrap
 - to obtain something like the image on the right

Suggestion

Look at the following bootstrap classes:

- Grid system
- Media list component
- Navbar component




Questions?

01QYAPD SOCIAL NETWORKING: TECHNOLOGIES AND APPLICATIONS




My contact information:

Teodoro Montanaro (teodoro.montanaro@polito.it)

Thanks to **Luigi De Russis** (luigi.derussis@polito.it), the creator of this set of slides!



License

- This work is licensed under the Creative Commons “Attribution-NonCommercial-ShareAlike Unported (CC BY-NC-SA 3,0)” License.
- You are free:
 - to **Share** - to copy, distribute and transmit the work
 - to **Remix** - to adapt the work
- Under the following conditions:
 - **Attribution** - You must attribute the work in the manner specified by the author or licensor (but not in any way that suggests that they endorse you or your use of the work).

 - **Noncommercial** - You may not use this work for commercial purposes.

 - **Share Alike** - If you alter, transform, or build upon this work, you may distribute the resulting work only under the same or similar license to this one.

- To view a copy of this license, visit <http://creativecommons.org/license/by-nc-sa/3.0/>